

Financial Highlights

2009
HK\$ Million

2008
HK\$ Million

Results

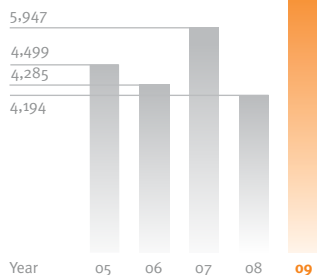
Turnover	17,553	15,940
Operating profit before depreciation, amortisation, interest and tax	9,855	8,935
Profit before property revaluation surplus	7,817	4,194
Profit attributable to equity shareholders	17,501	6,247
Earnings per share	HK\$6.35	HK\$2.28
Dividend per share	HK\$1.00	HK\$0.80

Financial Position

Total assets	190,461	168,554
Total business assets	169,924	151,962
Net debt	21,432	22,123
Shareholders' equity	115,210	99,494
Total equity	122,164	105,857
Net asset value per share	HK\$41.83	HK\$36.13
Net debt to total equity	17.5%	20.9%

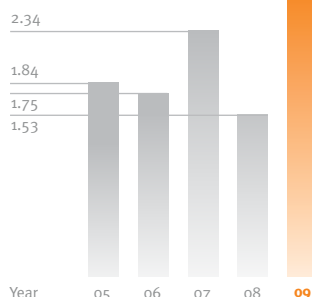
Group Profit Attributable to Equity Shareholders (HK\$ Million)
(before revaluation surplus)

7,817



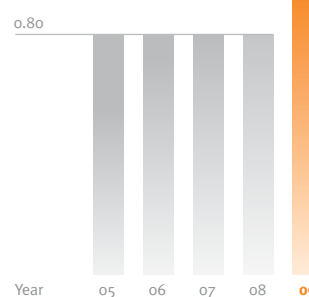
Earnings Per Share (HK\$)
(before revaluation surplus)

2.84



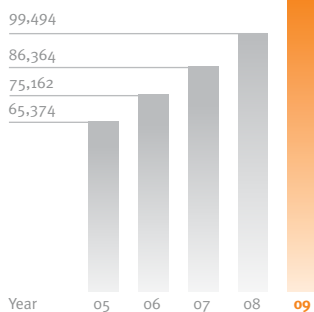
Dividend Per Share (HK\$)

1.00



Shareholders' Equity (HK\$ Million)

115,210



Net Asset Value Per Share (HK\$)

41.83

