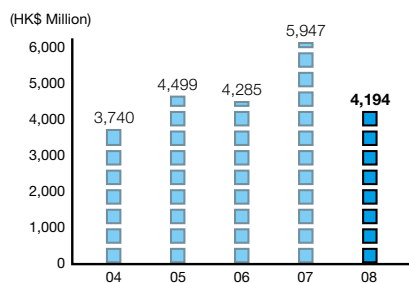


Financial Highlights

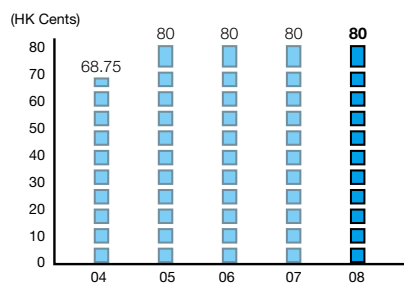
	2008 HK\$ Million	2007 HK\$ Million
Results		
Turnover	15,940	16,208
Operating profit before depreciation, amortisation, interest and tax	9,031	10,789
Profit before attributable property revaluation surplus	4,194	5,947
Profit attributable to equity shareholders	6,247	13,143
Earnings per share	HK\$2.28	HK\$5.17
Dividend per share	80 cents	80 cents

	2008 HK\$ Million	2007 HK\$ Million
Financial Position		
Total assets	168,554	146,171
Net debt	22,123	23,565
Shareholders' equity	99,494	86,364
Total equity	105,857	92,002
Net asset value per share	HK\$36.13	HK\$35.28
Net debt to total equity	20.9%	25.6%

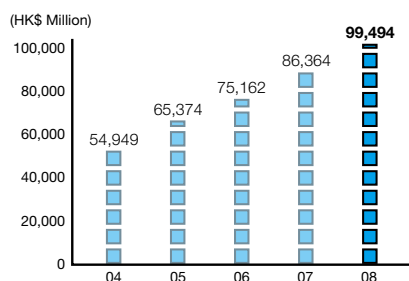
Group Profit Attributable to Equity Shareholders
(before revaluation surplus)



Dividend Per Share



Shareholders' Equity



Net Asset Value Per Share

