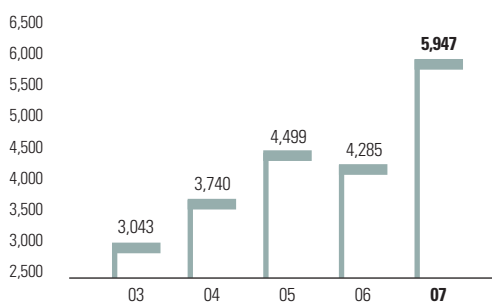


Financial Highlights

	2007 HK\$ Million	2006 HK\$ Million
Results		
Turnover	16,208	13,364
Operating profit before depreciation, amortisation, interest and tax	10,739	7,737
Profit before attributable property revaluation surplus	5,947	4,285
Group profit attributable to equity shareholders	13,143	10,757
Earnings per share	HK\$5.37	HK\$4.39
Dividend per share	80 cents	80 cents
Financial Position		
Total assets	146,171	119,277
Net debt	23,565	16,901
Shareholders' equity	86,364	75,162
Total equity	92,002	79,918
Net asset value per share	HK\$35.28	HK\$30.70
Net debt to shareholders' equity	27.3%	22.5%
Net debt to total equity	25.6%	21.1%

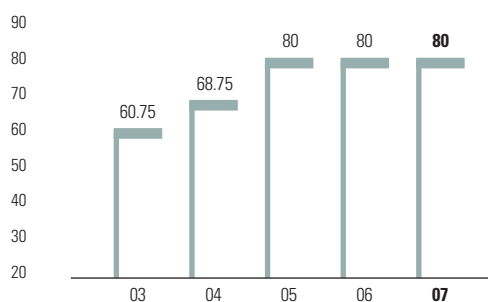
Group Profit Attributable to Equity Shareholders

(before attributable revaluation surplus)
(HK\$ Million)



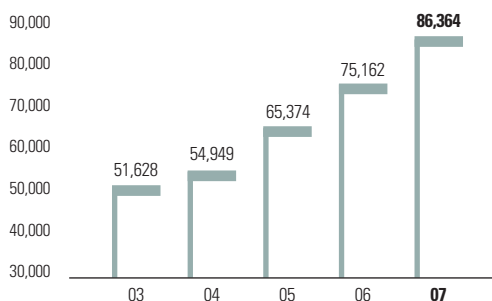
Dividend Per Share

(HK Cents)



Shareholders' Equity

(HK\$ Million)



Net Asset Value Per Share

(HK\$)

