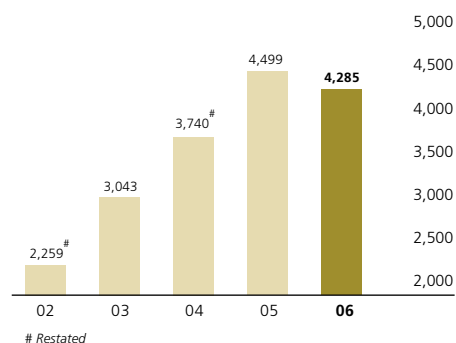


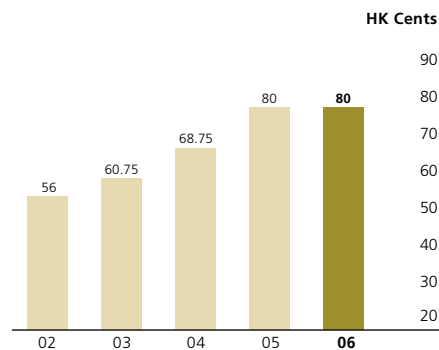
Financial Highlights

	2006 HK\$ Million	2005 HK\$ Million (Restated)
Results		
Turnover	13,364	12,543
Operating profit before depreciation, amortisation, interest and tax	7,737	7,209
Profit before attributable revaluation surplus	4,285	4,499
Profit attributable to shareholders	10,757	13,888
Earnings per share	HK\$4.39	HK\$5.67
Dividend per share	80 cents	80 cents
Financial Position		
Total assets	119,277	104,492
Net debt	16,901	16,050
Shareholders' equity	75,162	65,374
Net asset value per share	HK\$30.70	HK\$26.71
Net debt to total assets (excluding cash)	14.6%	15.7%
Net debt to shareholders' equity	22.5%	24.6%

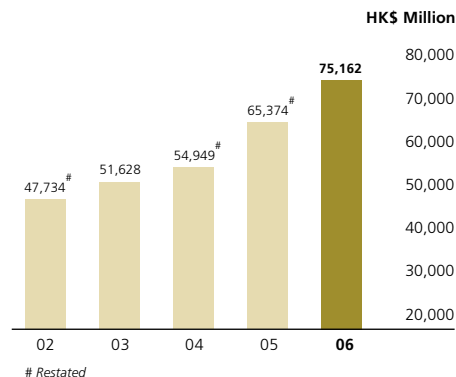
Group Profit to Shareholders
(before attributable revaluation surplus) HK\$ Million



Dividend Per Share



Shareholders' Equity



Net Asset Value Per Share

