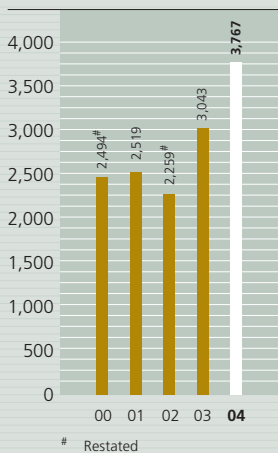


# Financial Highlights

	2004 HK\$ Million	2003 HK\$ Million
<b>Results</b>		
Turnover	<b>11,953</b>	11,253
Operating profit before depreciation, amortisation, interest and tax	<b>6,653</b>	6,342
Profit attributable to shareholders	<b>3,767</b>	3,043
Earnings per share	<b>HK\$1.54</b>	HK\$1.24
Dividend per share	<b>68.75 cents</b>	60.75 cents
<b>Financial Position</b>		
Total assets	<b>93,609</b>	81,162
Net debts	<b>14,077</b>	17,006
Shareholders' equity	<b>65,168</b>	51,628
Net assets per share	<b>HK\$26.63</b>	HK\$21.09
Net debts to total assets (excluding cash)	<b>15.4%</b>	21.4%
Net debts to shareholders' equity	<b>21.6%</b>	32.9%

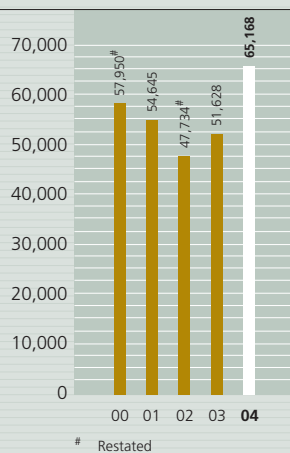
## Group Profit to Shareholders

(HK\$M)



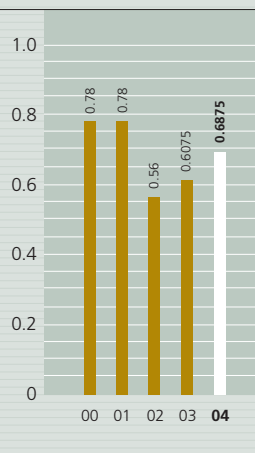
## Shareholders' Funds

(HK\$M)



## Dividend Per Share

(HK\$)



## Net Assets Value Per Share

(HK\$)

